



**Dhanlaxmi Shikshan Sanstha's**

## **SSK COLLEGE OF PHARMACY**

SSK Campus, Wadzire, Tal: Sinnar, Dist: Nashik, Maharashtra 422102  
(Approved by PCI, New Delhi, DTE Maharashtra, Affiliated by MSBTE)  
PCI Code: 5808 DTE Code: 5502 MSBTE Code: 62355  
Email: [sskdpharmacy@gmail.com](mailto:sskdpharmacy@gmail.com) Website: [www.sskdpharmacy.com](http://www.sskdpharmacy.com)

### **REPORT ON FIELD VISIT**

**Activity Name : Field Visit**  
**Topic : Environment Exposure Trip**  
**Type of Centre : Private**  
**Date : 06 Jan 2024**  
**Venue : Bhimashankar ,Shivneri Fort, Lenyadri, Ozar Ganpati**  
**Duration of Trip : One Day Report**  
**Purpose of Visit : Departmental Picnic cum exposure trip**  
**Faculty Coordinato : Tejal khalkar, Sonali Sanap, Pankaj Gunjal**  
**Principal : Dr.Sushil Patil**

#### **About the Trip**

##### **1) Visit to Bhimashankar**

The First Year students of D.Pharmacy Department organized the Departmental picnic cum one day Exposure trip within the local area at Bhimashankar ,Shivneri Fort, Lenyadri, Ozar Ganpati

**Bhimashankar** is famous pilgrimage destination for one of the 12 Jyotirlings in India. The distance between sinnar to Bhimashankar is 177 Km by road. You can also find the distance from sinnar to Bhimashankar using other travel options like bus, subway, tram, train and rail. According to our initial plan was to go early as soon as possible as these places are very good to visit in the early morning. However we managed to reached at Bhimashankar at 5.30 in

the morning. This is the month of January and so the climate was pretty good, not so hot as well as not so cold.

On our way to Bhimashankar, the cool and calm countryside of Maharashtra attracted us a lot. We felt very relaxed after a long day today busy life.


**Here are few pics.**

## 2) Shivneri Fort

Next Place to visit after Bhimashankar is Shivneri Fort all of us are excited to reached there because Shivneri Fort is the birthplace of Shivaji Maharaj.

### What to see?

While going towards the top, you will find few gardens, benches for sitting, flowers, and trees. The authorities have raised their game for this fort. There was also water coolers. The water for the cooler is being passed by a Water filter machine which has been installed on the top of the fort.




Anyway, we started walking towards the top passing through the five doors: 'Maha Darwaja', 'Pir Darwaja', 'Parvaangicha Darwaja', 'Hathi Darwaja', 'Shipai Darwaja'.

**The Gates:** Being one of the most important forts, the attempt to preserve the things is obvious. Most of the gate structures have been preserved. You will also see that the wooden doors which are armed with Spears tip have been flattened so that the tourists don't hurt themselves, accidentally.

After passing the fifth Darwaja, you will find that the path has been split in two: The one on the right is going towards Shivai mandir and the one on the left is going towards the top of the fort.


Towards Shivai Mandir, you will find another gate: 'Shivai Darwaja'. At the other end of the gate is, Shivai Mandir.

**Shivaji Janamsthan :** It is a two storey structure and looks in very good shape. The ground floor room had a bust of Shivaji Maharaj and there was a bassinet on the left. For some reason, this room was also locked but I could understand why. The bassinet looked vulnerable to break and in a place like this, there is a high chance that some people will ruin those things. They always do. Always. I was happy that at least I can look at it. As I could not get a closer look, I cannot say that the bassinet was from 1600's. It might be kept there to give a picture of Shivaji Maharaj's childhood.



Just a few meters from Shivaji Janamsthan is the badami Talav. The Talav is huge compared to other water cistern but it was empty. Hardly any water.

**Kadelot point:** It is said that the criminals were thrown from this point as punishment. And if you look over the boundary wall, you will know why. The drop is straight down. One may or may not survive the fall.



## Botanical Species found at Shivneri Fort

### Frerea Indica Species

The **Frerea Indica** plant was first discovered in Shivneri Fort of Maharashtra's Junnar region in Pune in 1865. It was first documented by British scientist Nicol Alexander Dalzell and scientifically named *Frerea indica* Dalzell after him.



### 3) Shiv Suman



### 4) Silk Cotton tree



### 5) Another Species At Shivneri Fort






**Dhanlaxmi Shikshan Sanstha's**

# **SSK COLLEGE OF PHARMACY**

SSK Campus, Wadzire, Tal: Sinnar, Dist: Nashik, Maharashtra 422102  
(Approved by PCI, New Delhi, DTE Maharashtra, Affiliated by MSBTE)  
PCI Code: 5808 DTE Code: 5502 MSBTE Code: 62355  
Email: [sskdpharmacy@gmail.com](mailto:sskdpharmacy@gmail.com) Website: [www.sskdpharmacy.com](http://www.sskdpharmacy.com)





**Dhanlaxmi Shikshan Sanstha's**

## **SSK COLLEGE OF PHARMACY**

SSK Campus, Wadzire, Tal: Sinnar, Dist: Nashik, Maharashtra 422102  
(Approved by PCI, New Delhi, DTE Maharashtra, Affiliated by MSBTE)  
PCI Code: 5808 DTE Code: 5502 MSBTE Code: 62355  
Email: [sskdpharmacy@gmail.com](mailto:sskdpharmacy@gmail.com) Website: [www.sskdpharmacy.com](http://www.sskdpharmacy.com)

### **Conclusion**

Field trips can provide students with a healthy and natural environment to explore their surroundings, foster curiosity, and increase their appreciation for the environment and nature. In conclusion, field trips are a valuable tool for educators to provide hands-on learning opportunities to students.



  
**Prof. Dr. Suchil D. Patil**  
Principal  
SSK College of Pharmacy  
Wadzire, Sinnar, Dist. Nashik.

**SSK COLLEGE OF PHARMACY**  
Wadzire, Tal: Sinnar, Dist : Nashik,  
422102